




April

Kindergarten Home Learning - Choose 2 or 3 items to do each week.



<p>Rainbow write your name. Use 3 different coloured crayons. Can you find things in your house that begin with each letter in your name? Draw a picture of each and print that letter. Challenge: Can you sound out the letters you hear to try and spell the word for each item?</p>	<p>Count forwards and backwards 0-10/10-0, as you count hop like a bunny! Practice printing these numerals.</p>	<p>Robbie Rabbit starts with the letter Rr. Tell someone 3 things that beginning with "r". Go to the site https://classroommagazines.scholastic.com/support/learnathome/grades-prek-k.html Listen to the story Rabbits. Share an interesting fact you learned about rabbits with someone. Draw a rabbit, does it have long ears and a fluffy tail?</p>
<p>Draw an oval shape  on a piece of paper. Cut out the shape. Make a pattern on your shape to create your own Easter egg. Tell someone what your pattern is. Remember, a pattern repeats. Hang your egg up in a window.</p>	<p>Play the card game "7 up" with your family. Find the rules below. Have fun and good luck!</p>	<p>Say these Easter words; bunny, basket, egg, chocolate, chick. Clap the number of syllables for each word and print the numeral. Tell someone a word that rhymes with each of these Easter words. Challenge: Can you sound out the letters you hear to try and spell each word and then use one or more of the words in a sentence?</p>
<p>In the Spring we can see rainbows. How many colours are in a rainbow? Here's a clue; the number is 1 more than 6 and 1 less than 8. Listen to my story "What makes a rainbow? Draw and colour a rainbow and hang it up in your house. Have fun!</p>	<p>Easter is almost here. Draw an Easter picture or write an Easter card to someone special. Use your sight word list to help you. Happy Easter!!</p>	<p>The Easter Bunny left 6 coloured eggs on your step. Draw, colour and cut out the 6 eggs. Show someone how you can share the eggs in as many ways that you can think of. How many ways can you make 6?</p> <p>Ex. 2 and 4 is 6</p> <p> </p>

***Read and/or be read to each day. Read an Easter book this week.

***Weather permitting play and explore outside daily.

**This week: Review your sight word list and practice printing the words and play one or more math game on Dreambox.

*Check out Mrs. Dickson's teacher page for lots of fun Phys. Ed. games.

Happy Easter Everyone!!

Rules for 7 Up- 2-4 for players. The dealer deals each player seven cards in a row face down. Put the remaining cards in a face down pile in center. Players take turns flipping one of their 7 cards, if the card is an ace to seven of any suit, keep the card and put them in order (Ace is one, seven is seven). If the card is not a number 1-7 then flip it over face up. If you turn a card 1-7 and you already have one of those numbers then discard the card. Players keep picking cards until a player flips all of their 7 cards up.