




April

Kindergarten Home Learning



| | | |
|---|--|---|
| <p>Rainbow write your name. Use 3 different coloured crayons. Can you find things in your house that begin with each letter in your name? Draw a picture of each. Challenge: Try to stretch out the sounds to write each word.</p> | <p>Hop forwards and count to 10. Now hop backwards and count from 10-0. Practice printing these numerals. *If you want to practice counting with Jack Hartman go to his youtube channel: https://www.youtube.com/user/JackHartmann</p> | <p>Robbie Rabbit starts with the letter Rr. Tell someone 3 things that beginning with "r". Go to the site https://classroommagazines.scholastic.com/support/learnathome/grades-prek-k.html Listen to the story Rabbits. Share an interesting fact you learned about rabbits with someone. Draw a rabbit, does it have long ears and a fluffy tail?</p> |
| <p>Draw an oval shape  on a piece of paper. Cut out the shape. Make a pattern on your shape to create your own Easter egg. Tell someone what your pattern is. Remember, a pattern repeats. Hang your egg in your window!</p> | <p>Play the card game "10 Up" with your family. This is much like 7Up only you will use 10 cards arranged in a 10 frame- (5 on top and 5 on the bottom) We have played this at school and the children really enjoyed it. *Find the rules for playing 7Up below.</p> | <p>Say these Easter words; Easter, bunny, basket, egg, chocolate, chick. Clap the number of syllables for each word and print the numeral. Tell someone a word that rhymes with each of the Easter words. You can use these words to write a sentence or story about Easter.</p> |
| <p>In the Spring we can see rainbows. How many colours are in a rainbow? Here's a clue; the number is 1 more 6 and 1 less than 8. Draw and colour a rainbow and hang it on the fridge. Have fun!</p> | <p>Easter is almost here. Draw an Easter picture or make an Easter card for someone special. Use the Easter words above and your sight word list to help you.</p> | <p>The Easter Bunny left 6 coloured eggs on your step. Draw, colour and cut out the 6 eggs. Show someone how you can share the eggs in as many ways that you can think of. How many ways can you make 6? Ex. 2 and 4 is 6  </p> |

Choose 2-3 ideas from above to do each week. Read and/or be read to each day. Review your sight word list and practice printing the words.

Go to your Dream Box account and practice your Math skills.

Weather permitting play and explore outside daily. Have fun!

Happy Easter, everyone!

Rules for 7 Up- 2-4 for players. The dealer deals each player seven cards in a row face down. Put the remaining cards in a face down pile in center. Players take turns flipping one of their 7 cards, if the card is an ace to seven of any suit, keep the card and put them in order (Ace is one, seven is seven). If the card is not a number 1-7 then flip it over face up. If you turn a card 1-7 and you already have one of those numbers then discard the card. Players keep picking cards until a player flips all of their 7 cards up.