

ONE MORE BINGO

Outcome: G1 N8 (Building Block A: Name the number that is one more, and two more, than a given number, up to 20)

Purpose: To recognize sets containing one more than a given number

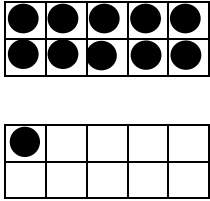
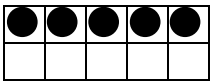




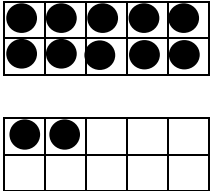
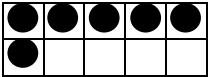



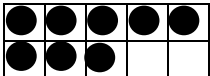

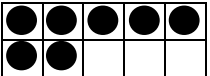
Materials:

- 2 dice (number cubes)
- Dot Bingo Card: each player has a copy of the same card (be sure to use the card developed for the different type of dice – the maximum number represented will vary)
- 25 counters for each player

Steps:

1. Get the materials assembled ahead of time
2. All players can put one of their counters on the centre square marked “Free”.
3. The first player rolls the two dice and covers any one square with one of their counters that shows one more than the number they rolled.
4. The next player rolls and does the same.
5. Other players take turns rolling the two dice.
6. The player who covers 5 squares in any direction is the winner.

DOT BINGO CARD

12		10		
			4	
	8	FREE		13
		9	7	
	6		11	