

THE CHALLENGE:



Upcycling is taking a product or material that you would generally throw away and turning it into something new and useful. This helps keep non-biodegradable junk out of landfills and our ocean.

Your challenge is to find some items around your home that are broken or no longer being used and create something new!

~Create, Test, Improve.

~STEAM TEAM

Tag us:
Facebook @STEAM in ASD-N
Twitter @STEMNorth



#SDGs @connectSDGs

Learning Activities

Language Arts:

** For journal tips, watch this video on [How to be a Field Scientist](#)

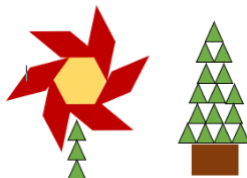
In your journal write a procedural piece of writing on the item you upcycled. Remember to use the words; First, next, then, after that, finally. You can use words or pictures to show the process. When your procedural piece of writing is done e-mail or text your piece of writing to a relative!

Click [here](#) to listen to books about upcycling.



Numeracy:

Triangles, rectangles, circles and squares.
There are many shapes everywhere.
In this picture, what do you see?
Can you name them? And are they 2D?



During your challenge of making something new, draw and label in your journal what 2D shapes you discover.

Science/Social Studies:


Create compost in a jar. Layer soil, newspaper clippings, leaves, and fruit/vegetable scraps in a mason jar or bottle. Add enough water to lightly moisten the mix. Cover and put it in a sunny spot. Check in every couple of days to see what has changed. Be patient. Biodegrading takes time!



The Arts:

Your Trash, Your Treasure

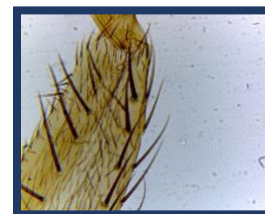
Design the first letter of your name using old materials such as; nails, utensils, buttons, pieces of glass, handles, parts from old electronics, fabric.



Close-up Capture

Take a look at this close up view.

Can you guess by looking at the clue?



THE CHALLENGE:



Upcycling is taking a product or material that you would generally throw away and turning it into something new and useful. This helps keep non-biodegradable junk out of landfills and our ocean. Check out this amazing second-hand mall [here](#).

Your challenge is to find some items around your home that are broken or no longer being used and create something new and useful

~Create, Test, Improve.

~STEAM TEAM

Tag us:
Facebook @STEAM in ASD-N
Twitter @STEMNorth



#SDGs

Learning Activities

Language Arts: ** For journal tips, watch this video on [How to be a Field Scientist](#)

In your journal write a procedural piece of writing on the item you upcycled. Remember to use the words: First, next, then, after that, finally. Add detail sentences to give your audience a clear picture of what you produced. When your procedural piece of writing is done, e-mail or text it to a relative. Add a question at the end of your piece of writing and see how they respond!

Click [here](#) to listen to books about upcycling.

Numeracy:

Each year it is estimated that 1/3 of all food produced in the world (valued at close to one trillion dollars) ends up in garbage bins. This waste is due to poor harvesting/transportation or due to food rotting. Throwing away food is like throwing away money and precious natural resources.



Imagine you have \$100 to spend on groceries this week. Use the flyers to help make your grocery list. Keep track of how much money you have spent. Will you have money left over? Will you be throwing food away?

Science/Social Studies:


People have been cleverly taking old stuff and repurposing for many years. Search for some examples of upcycling in the past 100 years. [Here](#) is one to get you started. Can you find creative examples happening in your community now? How are they similar? How are they different?



The Arts:

Your Trash, Your Treasure


Create a name plaque using old materials such as: nails, utensils, buttons, pieces of glass, handles, jewelry, parts from old electronics, fabric, etc.



Close-up Capture

Take a look at this close up view.

Can you guess by looking at the clue?



THE CHALLENGE:



Upcycling is taking a product or material that you would generally throw away and turning it into something new and useful. This helps keep non-biodegradable junk out of landfills and our ocean. Find out some info on a Circular Economy [here](#).

Your challenge is to find some items around your home that are broken or no longer being used and create something new!

~Create, Test, Improve.

~STEAM TEAM

Tag us:
Facebook @STEAM in ASD-N
Twitter @STEMNorth



#SDGs @connectSDGs

Learning Activities

Language Arts:

**Check [here](#) for tips on journaling

What are the benefits of upcycling? Write a persuasive letter, about upcycling and its benefits, to a person of influence in your community. Write about your own upcycling project. Research who you can share your letter with and send it!

Check out this [video](#) which highlights a mall that is like no other!



Numeracy:

NB in 2012:

Un-diverted waste per person: [651 kg](#)

Population: [758, 378](#) people

How many tons of un-diverted waste went to landfills that year? Do you think NB has improved our recycling programs since then? Check out [Recycle NB](#) for more tips on waste reduction at home!



Science/Social Studies:



Choose a product you commonly use and research and create a map of its life cycle. What materials were used to make it? How and where was it produced? How was it distributed, sold and marketed? How was it used? How is it disposed of? How long would it take for its materials to break down in the environment? Check out this resource for help: [Where's the impact?](#)

The Arts:

Your Trash, Your Treasure

Create a name plaque using old materials such as; nails, utensils, buttons, pieces of glass, handles, parts from old electronics, fabric.



Close-up Capture

Take a look at this close up view.

Can you guess by looking at the clue?

