



[This Photo](#) by Unknown Author is licensed under [CC BY-NC-ND](#)

Mother Earth is our giver of life. Everything we require for a healthy and happy life comes directly from Mother Earth. One such item that she gifts us are trees. Trees are an essential part of living healthy and happy lives. Trees reveal our connection to Mother Earth through the root system that is intertwined between all trees in each forest. That connection teaches us that when we are connected to others in our homes, friendships, schools and communities we gather knowledge, strength and support from each other. Trees show us the gift of generosity, by giving habitats and nutrients to other plants and animals. They in return are given the resources from those plants and animals to continue to grow strong. Trees help us by cleaning our environment and giving us clean air to breath, in return we give thanks by keeping our forests and land clean by reducing, reusing and recycling our waste. Another wonderful thing the tree does for us is to help our heart and mind; they give us a calm place to sit and listen to the breeze rustle through the trees as we think about the good things in our lives, a comfy shaded spot to read or sit and watch the beauty that is all around us.

Learning Activities

Kindergarten-Grade 1

Option 1

Create a collage using items found outside. Small twigs, beach sand, shells, and dried leaves. Use a heavy paper or cut up an empty cereal box or cardboard box, using white liquid glue paste the items on the paper creating a picture or scene of your choice, be as creative as you can be;



Option 2

Leaf rubbing - gather a medium to large size leaf that you find interesting. Tape a piece of thin white paper over the leaf. Using different coloured wax crayons, unwrap the paper from the crayon and rub the length of the crayon along the leaf, the veins, edges and ridges of the leaf should appear on the paper. You can use different leaves to create a larger picture to frame and hang. Try it with coins or other patterned items.




Tree Scavenger Hunt Bingo

Trees are everywhere; take some time to explore the trees in your yard or neighbourhood with your family.

Use a crayon, marker or pencil to check off what you can find on the bingo sheet below.

Challenge yourself, can you get...



One line,

Two lines,

One line and four corners,

Can you get a full card?

Tree Scavenger Hunt Bingo

Maple	Find a tree with needles.	Poplar	Find seeds from trees.	Oak
Find a piece of fallen bark. Can you tell what type of tree it is?	Alder	What is the largest tree in your yard? Find the biggest looking tree and measure its circumference. Can you wrap your hands around the tree?	Birch	What is the smallest tree in your yard? Find the tree thinnest looking tree and measure its circumference. Can you wrap your hands around the tree?
Cedar	Find an animal habitat in a tree trunk	Free	Find a tree with budding leaves. <small>(Budding – a part of a tree that has new growth)</small>	Juniper
Find a tree where you can see the roots.	Pine	Find a tree that has holes from a woodpecker.	Fir	Find a bird's nest in a tree.
Spruce	Find a tree that has moss growing on it.	Apple Trees <small>(Crab Apple, Apple Orchards, In a person's yard)</small>	Find a fallen tree.	Beech

Creating with trees!!

Take a walk through your yard or with someone in your family through the neighbourhood walking trail and gather fallen twigs from the ground.

You will need...

2-3 base twigs of the same size.

6-7 raft floor twigs of the same size

Twine to wrap the twigs

1 twig for a mast

1 small piece of paper as a sail.

Gather together all your materials before you start. Try to make sure that your twigs are straight, so they are easier to tie together.

Lay out vertically the 6-7 twigs; tie them together with your twine. Start by making a loop and knotting it to the first twig, then wrap the twine around the next twig, continue with wrapping the twine around each twig until you get to the last twig, loop the twine and tie it in a knot. (Ask for help with this part if you need to)

Repeat the process for the lower part of the raft floor.

Using the 2-3 base twigs, lay them horizontally at the top, bottom and middle of the floor raft and tie them to the floor raft.

Gently flip the raft over.

Cut a triangle or rectangle from the piece of paper and glue it to the remaining twig. Once it is dry stick the mast and sail into a gap between your raft floor twig. You can decorate your sail before gluing it to the mast.

It is time to set sail!

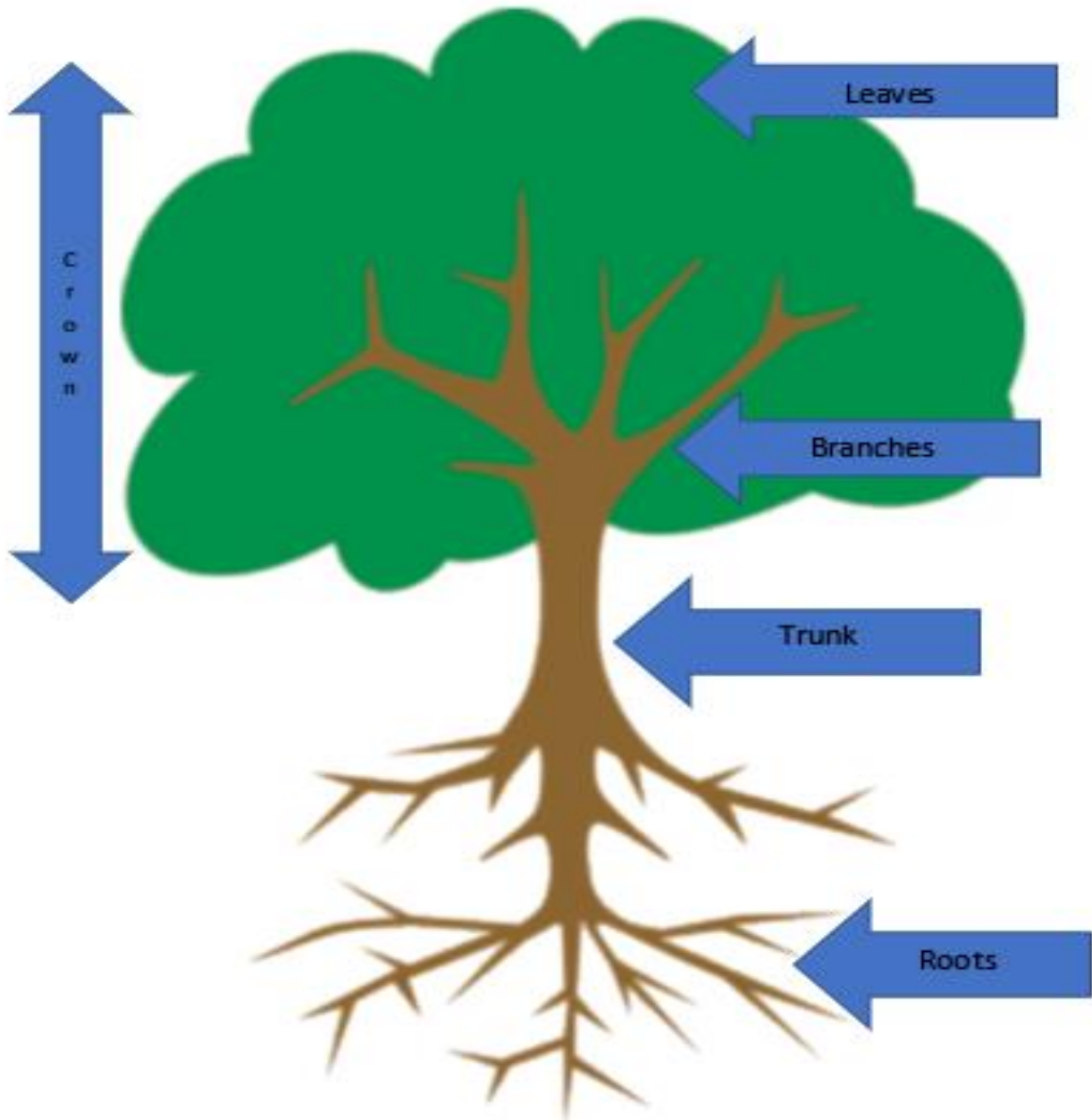
You can try this in the sink or tub at home or ask your parents to take you to the beach or small body of water near your home.

Expand: Make a prediction on your raft; do you think it will float or sink? Document your creation, what worked, what was difficult and what did you change or adjust? Document what happened; was your prediction correct?

Challenge members in your home to make their own raft and then set them to sail together or have a friendly race to see which raft can float the farthest!

Grades K-5

Draw and label a tree from your yard.



[This Photo](#) by Unknown Author is licensed under [CC BY-SA](#)

Additional Resources

Grade K-5

SciShow Kids YouTube Channel

Life as a Tree - Jessie and Squeaks share with us the story of a tree's life by looking at the rings of a tree

<https://www.youtube.com/watch?v=MwNJC-IRgPE>

Trees that never lose their leaves - Jessie and Squeaks talk about evergreen trees; how they grow and how they keep their leaves all year round.

<https://www.youtube.com/watch?v=hwfQEK29Wrg>

Pine, Fir, Spruce - Jessie and Squeaks use their field journal while they learn the difference between Fir, Pine and Spruce trees

<https://www.youtube.com/watch?v=qFVh2fTR2XA>

Why do leaves change colour in the fall? - Jessi shares with us why Autumn means leaves turn different shades of red, orange and yellow and fall to the ground.

<https://www.youtube.com/watch?v=Xk4-6lI8l5Q>

Red Apple song by Bernie Francis

<http://firstnationhelp.com/ali/wenjusunl.html>

Leaf Song by Bernie Francis

<http://firstnationhelp.com/ali/nipiknisioltjik.html>

Learning Activities

Grade 6-8

Trees are renewable, biodegradable and recyclable!



Think about this.

Explain how this is true.

How are trees renewable?

How are they biodegradable?

How are they recyclable?

Put on a timer for 1 minute :

List as many trees as you can in one minute.

Put the timer on again and ask a friend or family member to do the same. Who could name more?

Did you know that there are **32 different kinds of trees in New Brunswick???**


Put on a timer for 1 minute:

List as many animals that live in trees as you can in one minute.

Put the timer on again and ask a friend or family member to do the same. Who could name more?

Print and try this crossword puzzle to learn more about trees and their importance.


Do your best on your own or with help from google and/or family and then check the answers.


Across

- 5 Trees share food, water, nutrients and support through this system
- 8 Trees are known to absorb sound so are good for preventing too much ...
- 11 Nuts, berries and fruit provided by trees are examples of what?
- 12 Being surrounded by trees is said to be good for the mind & extracts from trees are used for healing, thus trees are ...
- 13 Trees help the environment by absorbing this
- 14 Trees remove pollutants from soil and water and thus act as a ...
- 15 This kind of tree is used at Christmas

Down

- 1 These types of trees produce cones and are called evergreens.
- 2 These types of trees lose their leaves in fall
- 3 Birds, animals, insects and humans use trees for this.
- 4 Trees, especially on river banks, prevent soil ...
- 6 One tree will provide enough of this in one year to keep 4 people breathing
- 7 Trees provide shade and are considered Mother Earth's ...
- 9 This kind of tree is a symbol for our country
- 10 This kind of tree is one of the First Nation peoples' four sacred medicines



Crisis for Trees in NB

Have you noticed more clear-cuts as you drive around our province? Did you know that JD Irving signed an agreement with our government to harvest softwood in NB and spray to kill the hardwood? Why don't we hear more about this? JD Irving owns most of the media in NB; how would this impact published stories about this topic in the paper?

Biodiversity (a variety of hardwood and softwood trees) of our forest is what keeps the animals and plants and the whole ecosystem healthy. Trees can be cut by thinning them out, which allows the other trees more room to grow and get nutrients.

Read these excerpts from three separate articles published about this. Perhaps you can find more. Read the full article if you wish. You will also find a link to a site created to update citizens on what is happening called ***Stop Spraying NB***.

The First Nation people of NB have been trying to rally against this as they believe we have an obligation to make sure we can sustain the health of all species to continue for the next ***seven*** generations. CBC host of the ***Nature of Things***, David Suzuki, said if we want to protect our planet for the future we should turn to the teachings of the first peoples of this land for guidance. They believe the earth is their mother and should be valued and respected as such.

After reading the information below. What do you think should be done? Is there anything the public can do to help protect our trees for further generations? How can you make people aware that this is happening? Make a list of three to five reasons we need to stop clearcutting and spraying. You could write a persuasive letter to your MLA stating your opinion. Check out information on the ***Stop Spraying NB*** website as to where you can make your opinion known with government. Or create a video or post on social media to make people aware of this issue. One person *can* make a difference!!

<http://www.stopsprayingnb.ca/>

POSTED ON [FEBRUARY 9, 2020](#)

The NB Govt's Standing Committee on Climate Change and Environmental Stewardship, an all-party permanent committee of the legislative assembly, has finalized key areas of focus and is inviting New Brunswickers to comment on the use of pesticides and herbicides, including glyphosate, in the province."

1. Saltscapes: *Canada's East Coast Magazine*.

<https://www.saltscapes.com/roots-folks/2784-can-t-see-the-forest-or-the-trees.html>

In 2014, New Brunswick's government signed a forestry agreement with JD Irving Ltd. granting an unprecedented 2.5 million cubic feet of timber every year for 25 years (a 20 per cent increase), opening up a quarter of previously conserved land for logging, reducing buffers, increasing clearcut size, while doubling the areas for tree plantations to roughly one-quarter of Crown forests.

Roberta Clowater has worked in forest conservation for 25 years. As executive director of the Canadian Parks and Wilderness Society in New Brunswick, she's experienced her share of triumphs and defeats, but this one was profound. "I felt I'd been underserved by the people in government," she says. "Such an agreement does nothing to preserve the productivity of the forest." Her feelings were echoed by hundreds of protesters at the Legislature, and by 184 academics from four universities and the Maritime College of Forest Technology who issued an open letter calling for a halt to the agreement.

"Successive governments have shown their vision for Crown land is industrialized and doesn't have enough of a conservation safety net," she says. "All our rivers have headwaters on Crown land, so its vitally important that we protect the ecological integrity upon which our economy is dependent. If we're not paying attention to ecological resilience, then it will be difficult to count on our forest to be productive—whether for lumber, pulp, wildlife, cold rivers that house salmon or a diverse supply of areas for recreation."

2. NB Media Co op

Hundreds rally to oppose JD Irving-NB government plan for the forest by Asaf Rashid May, 2014

<https://nbmediacoop.org/2014/05/20/hundreds-rally-to-oppose-jd-irving-nb-government-plan-for-the-forest/>

Fredericton – Hundreds of people converged on the New Brunswick Legislature lawn on May 13 to oppose the province’s forestry plan and a contract signed with JD Irving, which they say will benefit the province’s largest Crown land license holder but will harm the forest, woodlot owners, other forest users and forest-dependent communities.

The contract with JD Irving allows clearcutting in areas of the forest where select cutting was the previous standard to ensure natural regrowth, removes government monitoring and guarantees the company an increased timber supply for 25 years, according to the Conservation Council of New Brunswick.

A decade ago, WWF found that our forest type, the Acadian forest, was one of six endangered forest types in North America. Instead of working on conserving and restoring our forest, our governments have allowed for its further degradation in the last ten years to the point that there is no large intact areas of forest greater than 500 square kilometres and all but two watersheds in our forest have less than ten per cent forest cover,” said Tracy Glynn, the Conservation Council’s Forest Campaigner.

Deer biologist Rod Cumberland said that the reduced conservation forest area, which includes deer yards and wildlife habitat zones, coupled with poor forestry practices that allow herbicide spraying to kill off hardwood saplings has displaced deer and moose from Crown lands. “You wonder why we see deer in our backyards. It’s because there’s not much food left in the woods,” he said.

3. NB Media Co op

NB forest in crisis, provincial government in denial by Dallas McQuarrie 2016

<https://nbmediacoop.org/2016/08/15/nb-forest-in-crisis-provincial-government-in-denial/>

New Brunswick's forest management plans have allowed massive clearcutting followed by applications of glyphosate-based herbicides. Glyphosates are known to cause many serious health problems, and the World Health Organization says they likely cause cancer in humans too. They prevent the natural forest, especially hardwood trees, from regenerating after it has been clearcut.

Deer biologist Rod Cumberland said, " All wildlife species need habitat, and deer need mature forests."

New Brunswick's deer harvest in 1985 was 31,205 deer. By 2015, the deer harvest had fell to a mere 4,378 deer – a collapse forecast more than two decades ago by government employees, but ignored by successive governments. Since 1985, New Brunswick's annual deer harvest has collapsed by 86% while in Quebec the deer harvest actually increased by more than 300%.

New Brunswick lets its forestry companies spray more glyphosate on its public forests than any other province, according to the recent report on glyphosate by the province's Acting Chief Medical Officer of Health.

Cumberland is not alone in sounding the alarm about disappearing forests. New Brunswick Auditor General Kim MacPherson's annual report recommended reducing the amount of clearcutting in the province. MacPherson told the Gallant government that selective and partial cutting methods are recognized as the best management practices because they protect waterways, wildlife habitat, and preserve a healthy range of plant and animal life in the woods.

The story of clearcutting and spraying New Brunswick's forest is also routinely ignored by the province's daily newspapers, which are owned by Brunswick News, one of J.D. Irving's companies. J.D. Irving also holds the largest licence over Crown land in New Brunswick and many argue the company controls the forestry industry in the province.

Following Cumberland's presentation, Peter Gilbert, representing Stop Spraying New Brunswick, spoke about the forest crisis in New Brunswick. "Things aren't looking good for the Acadian Forest and things are looking terrible for wildlife," he said. "We need diversity for a healthy forest ecosystem and diversity in a wide range of forest products. This is the least we can do to ensure a healthy human population and a strong and resilient forest-based economy."